

The Old Rugged Cross

George Bennard
(1873-1958)

Andante

Musical notation for measures 1-4. The piece is in G major and 3/4 time. Measure 1 starts with a treble clef, a key signature of one sharp (F#), and a 3/4 time signature. The first measure contains a quarter note G4 (finger 1), a quarter note A4 (finger 3), and a quarter rest. The second measure contains a quarter note B4 (finger 2), a quarter note C5 (finger 3), and a quarter rest. The third measure contains a quarter note D5 (finger 2), a quarter note E5 (finger 3), and a quarter rest. The fourth measure contains a quarter note F#5 (finger 1), a quarter note G5 (finger 3), and a quarter rest. A dynamic marking of *mf* is placed below the first measure. A bracket above measures 3 and 4 is labeled $\frac{3}{6}$ CV.

Musical notation for measures 5-8. Measure 5 starts with a treble clef, a key signature of one sharp (F#), and a 3/4 time signature. The first measure contains a quarter note G4 (finger 1), a quarter note A4 (finger 3), and a quarter rest. The second measure contains a quarter note B4 (finger 2), a quarter note C5 (finger 3), and a quarter rest. The third measure contains a quarter note D5 (finger 1), a quarter note E5 (finger 3), and a quarter rest. The fourth measure contains a quarter note F#5 (finger 1), a quarter note G5 (finger 3), and a quarter rest. A dynamic marking of *mp* is placed below the first measure. A bracket above measures 5 and 6 is labeled $\frac{2}{6}$ CIII. The lyrics "On a" are written below the end of the system.

Musical notation for measures 9-12. Measure 9 starts with a treble clef, a key signature of one sharp (F#), and a 3/4 time signature. The first measure contains a quarter note G4 (finger 1), a quarter note A4 (finger 3), and a quarter rest. The second measure contains a quarter note B4 (finger 2), a quarter note C5 (finger 3), and a quarter rest. The third measure contains a quarter note D5 (finger 1), a quarter note E5 (finger 3), and a quarter rest. The fourth measure contains a quarter note F#5 (finger 1), a quarter note G5 (finger 3), and a quarter rest. The lyrics "hill far a - way stood an old rug - ged cross, The" are written below the system.

Musical notation for measures 13-16. Measure 13 starts with a treble clef, a key signature of one sharp (F#), and a 3/4 time signature. The first measure contains a quarter note G4 (finger 1), a quarter note A4 (finger 3), and a quarter rest. The second measure contains a quarter note B4 (finger 2), a quarter note C5 (finger 3), and a quarter rest. The third measure contains a quarter note D5 (finger 1), a quarter note E5 (finger 3), and a quarter rest. The fourth measure contains a quarter note F#5 (finger 1), a quarter note G5 (finger 3), and a quarter rest. The lyrics "em - blem of suff - 'ring and shame. And I" are written below the system.

Musical notation for measures 17-20. Measure 17 starts with a treble clef, a key signature of one sharp (F#), and a 3/4 time signature. The first measure contains a quarter note G4 (finger 1), a quarter note A4 (finger 3), and a quarter rest. The second measure contains a quarter note B4 (finger 2), a quarter note C5 (finger 3), and a quarter rest. The third measure contains a quarter note D5 (finger 1), a quarter note E5 (finger 3), and a quarter rest. The fourth measure contains a quarter note F#5 (finger 1), a quarter note G5 (finger 3), and a quarter rest. The lyrics "love that old cross where the dear - est and blest, For a" are written below the system.

Musical notation for measures 21-24. Measure 21 starts with a treble clef, a key signature of one sharp (F#), and a 3/4 time signature. The first measure contains a quarter note G4 (finger 1), a quarter note A4 (finger 3), and a quarter rest. The second measure contains a quarter note B4 (finger 2), a quarter note C5 (finger 3), and a quarter rest. The third measure contains a quarter note D5 (finger 1), a quarter note E5 (finger 3), and a quarter rest. The fourth measure contains a quarter note F#5 (finger 1), a quarter note G5 (finger 3), and a quarter rest. A dynamic marking of *mf* is placed below the first measure. A bracket above measures 21 and 22 is labeled $\frac{3}{6}$ CVII. The lyrics "world of lost sin - ners was slain. So I'll" are written below the system.

The Old Rugged Cross

George Bennard
(1873-1958)

Andante

Musical notation for measures 1-4. Chords: G, G, Am, Am. Includes guitar tablature and dynamics like *mf*.


Musical notation for measures 5-8. Chords: G, D7, C, G. Includes guitar tablature and dynamics like *mp*.

Musical notation for measures 9-12. Chords: G, G, C, C. Includes lyrics: "hill far a - way stood an old rug - ged cross, The".

Musical notation for measures 13-16. Chords: D7, D7, G, G. Includes lyrics: "em - blem of suff - 'ring and shame. And I".

17

G G C C




love that old cross where the dear - est and blest, For a

TAB

3	2	0	3	3	0	4	2	0	0	0
0			0		1			1		
0			0		0			0		
3			2		3			3		

21

D7 $\frac{3}{6}$ CVII D7 G C G




world of lost sin - ners was slain. *mf* So I'll

TAB

2	0	8	7	5	3	(3)	0	7	8
1		7			0	0			
2	7	7			0	0			
0		0			3	2	3	2	3

25

Am $\frac{3}{6}$ CV D7 Am7 D7 G G




cher - ish the old rug - ged cross, Till my

TAB

5	5	5	5	3	2	3	(3)	3	2
5			7	1	1	0	0		
0			0	2	2	0	0		
						3	2		

29

C A7 $\frac{3}{6}$ CII D D



tro - phies at last I lay down, I will

TAB

0	0	0	3	2	5	3	(3)	7	8
1			2			2	2		
0			2			0	4		
3			0						

33

G G Am $\frac{3}{6}$ CV Am

cling to the old rug - ged cross, And ex -

TAB: 7 8 0 | 7 8 8 | 7 8 10 7 8 | 5 5 0 | (5) 10 8 10

37

rit. G D7 $\frac{2}{6}$ CIII D7 G C G

rit. change it some day for a crown,

TAB: 7 8 0 | 5 5 3 | 3 3 5 | 2 5 3 | 0 0 0 | 0 2 0 | (3) 0 2 3

Fingering Notations



Practice Tips

The 7 Steps to Learn Any Piece:

1. Make small sections
2. Know all the notes and musical markings
3. Clap and count the rhythm aloud
4. Play the right hand alone, counting aloud
5. Play the left hand alone, counting aloud
6. Play hands together, taking corrective pauses (no mistakes! Count aloud.)
7. Play hands together in rhythm, with a slow metronome, counting aloud.

Musical Starting Points:

1. Know which notes are melody (probably stems up), and play the others quieter
2. Connect all melody notes smoothly (no gaps)
3. When a musical line or melody goes up in pitch, get quieter
4. When a musical line or melody goes down in pitch, get louder
5. Don't let the high notes stand out (any note higher than those before and after)
6. Repeated notes get louder (start quiet if you need to)

Practice Tips:

1. Before slowing down or speeding up (rubato) master it at a steady pace.
2. For problem spots, state the problem out: where, what, how. ("What's going on here?")
3. Memorize every piece (even if you don't, you'll learn it faster if you try)
4. Have a purpose behind each repetition (blind repetitions are lazy practice).
5. Record yourself frequently. Listen or watch to decide what to practice next.

If you're planning on playing guitar for years to come, it pays to shore up your basics. We'd love to help. The Woodshed® Classical Guitar Program is a step-by-step method that guarantees flowing music. Train great habits of form, positioning and movement so your hands move freely and you play beautifully.

[Click here to learn more and see if it's a fit for you.](#)