

Chorus

13

back when sum - mer's in the mead - ow, or when the
hear, though soft you tread a - bove___ me, and all my

15

val - ley's hushed and white with snow, it's I'll be
grave will warm - er, sweet - er be, for you will

17

here in sun - shine or in shad - ow. Oh, Dan - ny
bend and tell me that you love___ me, and I shall

19

dim.
Boy, oh Dan - ny Boy, I love you so!

21

dim.
sleep in peace un - til you come to me! And I shall

Coda

23

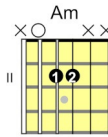
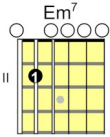
rit.
sleep in peace un - til you come to me!

O Danny Boy

Frederick E. Weatherly
(1848-1929)

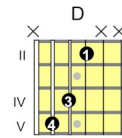
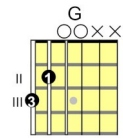
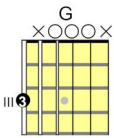
Adagio

Intro



mf

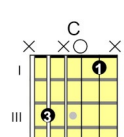
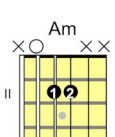
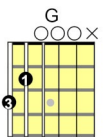
TAB: 4 0 2 | 0 2 0 0 3 0 | 2 0 2 3 4 0 2



3

TAB: 0 1 0 | 0 2 0 2 | 0 0 0 2 | 5 4 0 2

1. Oh, Dan - ny
2. But when ye



Verse

5

TAB: 0 0 0 0 | 2 0 0 3 0 | 2 0 2 0 0 1 | 2 0 2 3

Boy, the pipes, the pipes are call - ing, from glen to
come, and all the flowers are dy - ing, if I am

7

G Am D

glen, and down the moun - tain - side. The sum - mer's
 dead, as dead I well may be, ye'll come and

TAB

3	0	3	0	0	0	2	0	2
0	0	0	0	0	0	2	4	0
0	0	0	0	0	0	0	5	4
3	0	2	0	0	0	0	5	4

9

Em7 Am

gone, and all the ros - es fall - ing. It's you, it's
 find the place where I am ly - ing, and kneel and

TAB

0	0	0	0	3	0	2	0	0	2
0	2	0	0	0	0	2	0	2	0
0	0	0	0	0	0	2	2	4	0
0	2	0	0	0	0	0	3	4	0

11

G G D

you say must an go and I must bide. *f* But come ye
 say an A - ve there for me; And I shall

TAB

0	1	0	2	0	2	0	3	0	2
0	0	0	0	0	0	0	0	0	0
0	0	0	0	0	0	0	0	0	0
3	0	3	0	0	0	2	0	0	3

Chorus

13

back when sum - mer's in the mead - ow, or when the
hear, though soft you tread a - bove___ me, and all my

TAB

15

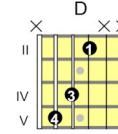
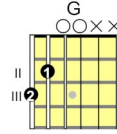
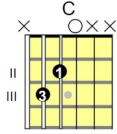
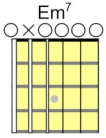
val - ley's hushed and white with snow, it's I'll be
grave will warm - er, sweet - er be, for you will

TAB

17

here in sun - shine or in shad - ow. Oh, Dan - ny
bend and tell me that you love___ me, and I shall

TAB

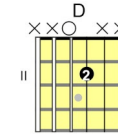
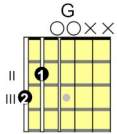
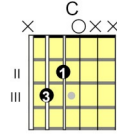
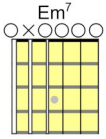


19 1.

dim.

Boy, oh Dan - ny Boy, I love you so!

TAB: 0 0 3 0 | 2 0 2 4 | 0 0 2 3 | 4 3 0 1

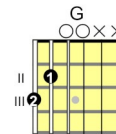
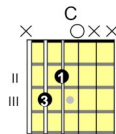
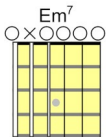


21 2.

dim.

sleep in peace un - til you come to me! And I shall

TAB: 0 0 3 0 | 2 0 2 4 | 0 0 2 3 | 0 0 0 2



Coda

23 *rit.*

sleep in peace un - til you come to me!

TAB: 0 0 3 0 | 2 0 2 0 | 0 0 2 3

The 7 Steps to Learn Any Piece

1. Make small sections
2. Know all the notes and musical markings
3. Clap and count the rhythm aloud
4. Play the right hand alone, counting aloud
5. Play the left hand alone, counting aloud
6. Play hands together, pausing when needed (no mistakes, counting aloud)
7. Play hands together in rhythm, with a slow metronome, counting aloud

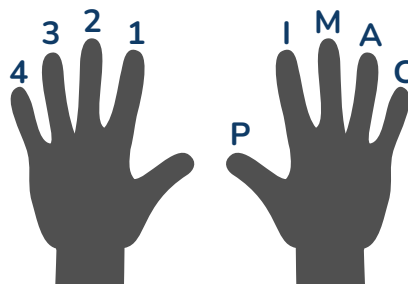
Musical Expression Starting Points

1. Know which notes are melody (probably stems up), and play the others quieter
2. Connect melody notes smoothly (no gaps)
3. When a musical line or melody goes up in pitch, get quieter towards the top (opposite at climaxes)
4. Don't let the high notes stand out (any note higher than those before and after)
5. When a melody or musical line goes down in pitch, get louder to create forward momentum
6. Repeated notes get louder (start quiet if you need to)
7. Before slowing down or speeding up (rubato), master it at a steady pace

Tips for Good Practice

1. For tricky spots, describe the problem in detail: Where, what, how? Ask, "What's going on here?"
2. Memorize every piece (even if you don't, you'll learn it faster if you try)
3. Have a clear purpose and goal for each repetition (rote repetition is lazy practice)
4. Record yourself often. Listen or watch to decide what to practice next

Fingering Notations



Hello!



Hi, I'm Allen Mathews.

As a teacher who's helped thousands of classical guitarists, I'm delighted to share this sheet music with you.

Many players struggle with playing fluently and error-free. The methods here have helped many move from stale, plodding practice to more vibrant and engaged music-making.


As a beloved mentor liked to say, "*How you practice is how you play!*"

Strong fundamentals define your playing at every level. For guitarists seeking a different approach to the craft of classical guitar, my program offers a uniquely structured way to fill any gaps, polish your playing, and ensure steady progress.

[Click here to transform your playing.](#)

Wishing you all the best in your music,
Allen Mathews

A handwritten signature in blue ink that reads "Allen Mathews".



If you liked this, [click here](#) to check out our book of other fun pieces!