



Andante with Variations

25 Light Sonatas op. 80, N^o 25 - 3rd Variation

Joseph Küffner
(1776 - 1856)



Andante with Variations

25 Light Sonatas op. 80, N^o 25 - 3rd Variation

Joseph Küffner
(1776 - 1856)

Musical notation for measures 1-3. The top staff is in treble clef, 3/4 time, with a key signature of one flat. It features a melody with triplets and a bass line with fingerings. The bottom staff is a guitar tablature with strings T, A, and B, showing fret numbers and fingerings.

Musical notation for measures 4-6. The top staff continues the melody with triplets and a bass line. The bottom staff is a guitar tablature with strings T, A, and B, showing fret numbers and fingerings.

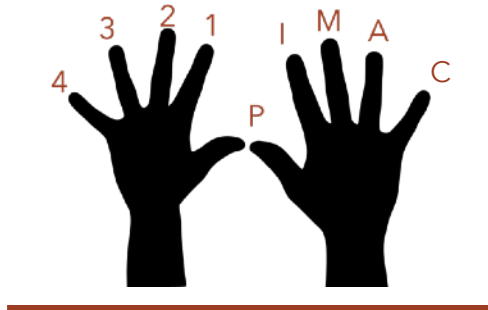
Musical notation for measures 7-9. The top staff includes a repeat sign and a key signature change to two flats. It features a melody with triplets and a bass line. The bottom staff is a guitar tablature with strings T, A, and B, showing fret numbers and fingerings.

Musical notation for measures 10-12. The top staff includes a key signature change to two flats and features a melody with triplets and a bass line. The bottom staff is a guitar tablature with strings T, A, and B, showing fret numbers and fingerings.

13

The musical score consists of two staves. The upper staff is a treble clef staff with a treble clef, containing four measures of music. The lower staff is a guitar tablature staff with strings T, A, and B labeled. The tablature contains four measures of fret numbers corresponding to the notes in the upper staff. Fingerings are indicated by numbers 0-4 above notes. Measure 13 starts with a triplet of eighth notes (0, 0, 0) on the T string, followed by a quarter note (0) on the A string and a quarter note (0) on the B string. Measure 14 has a quarter note (0) on the T string, a quarter note (0) on the A string, and a quarter note (0) on the B string. Measure 15 has a quarter note (0) on the T string, a quarter note (1) on the A string, and a quarter note (0) on the B string. Measure 16 has a quarter note (0) on the T string, a quarter note (0) on the A string, and a quarter note (0) on the B string. The piece ends with a double bar line and repeat dots.

Fingering Notations



Practice Tips

The 7 Steps to Learn Any Piece:

1. Make small sections
2. Know all the notes and musical markings
3. Clap and count the rhythm aloud
4. Play the right hand alone, counting aloud
5. Play the left hand alone, counting aloud
6. Play hands together, taking corrective pauses (no mistakes! Count aloud.)
7. Play hands together in rhythm, with a slow metronome, counting aloud.

Musical Starting Points:

1. Know which notes are melody (probably stems up), and play the others quieter
2. Connect all melody notes smoothly (no gaps)
3. When a musical line or melody goes up in pitch, get quieter
4. When a musical line or melody goes down in pitch, get louder
5. Don't let the high notes stand out (any note higher than those before and after)
6. Repeated notes get louder (start quiet if you need to)

Practice Tips:

1. Before slowing down or speeding up (rubato) master it at a steady pace.
2. For problem spots, state the problem out: where, what, how. ("What's going on here?")
3. Memorize every piece (even if you don't, you'll learn it faster if you try)
4. Have a purpose behind each repetition (blind repetitions are lazy practice).
5. Record yourself frequently. Listen or watch to decide what to practice next.

If you're planning on playing guitar for years to come, it pays to shore up your basics. We'd love to help. The Woodshed® Classical Guitar Program is a step-by-step method that guarantees flowing music. Train great habits of form, positioning and movement so your hands move freely and you play beautifully.

[Click here to learn more and see if it's a fit for you.](#)