

Lesson No. 18

Guitar Method (First section)

Dionisio Aguado
(1784-1849)

Measures 1-4 of the first section. The music is in G major (one sharp) and 2/4 time. It features a sequence of eighth-note chords with various fingerings: 0, 2, 4, 2, 2, 1, 1, 3, 1, 0, 0, 0, 2.

Measures 5-8. Measure 5 starts with a circled 3. Fingerings include 3, 0, 1, 4, 2, 4, 3, 2, 0, 0, 2, 0, 2, 4.

Measures 9-12. Measure 9 starts with a circled 4. Measure 12 ends with a circled 3 and a fermata. Fingerings include 2, 2, 4, 0, 0, 3, 1, 1, 1, 1, 0, 1, 3, 4.

Measures 13-16. Measure 13 starts with a circled 4. Measure 16 ends with a circled 5 and a fermata. Fingerings include 2, 2, 4, 2, 1, 0, 0, 3, 1, 2, 2, 2, 0, 1, 2, 3, 4.

Measures 17-20. Measure 17 starts with a circled 0. Measure 20 ends with a circled 3. Fingerings include 0, 2, 2, 4, 4, 0, 2, 0, 1, 1, 3, 1, 1, 0, 0, 0, 2, 1.


Measures 21-24. Measure 21 starts with a circled 3. Measure 24 ends with a circled 3. Fingerings include 3, 0, 2, 4, 2, 0, 2, 0, 1, 1, 0, 3, 1, 2, 0, 0, 0, 3.

Lesson No. 18


Guitar Method (First section)

Dionisio Aguado
(1784-1849)

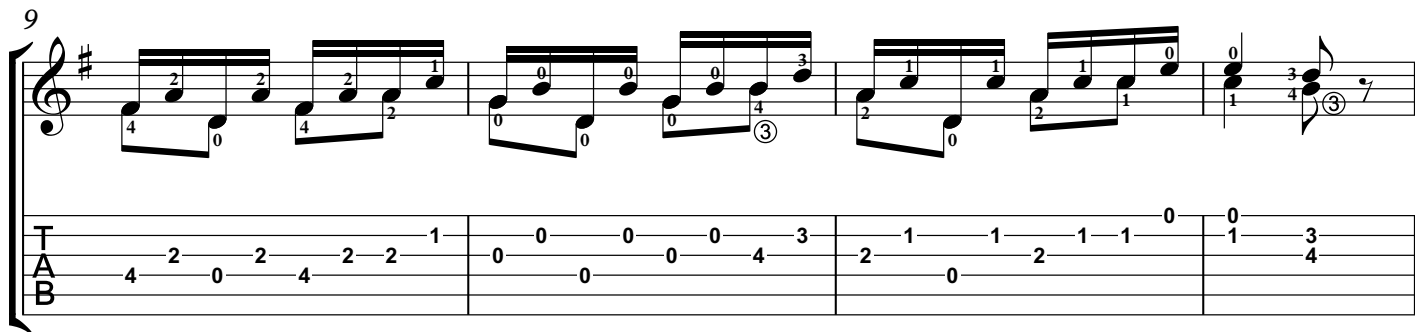
Musical notation for measures 1-4. The system includes a treble clef staff with a key signature of one sharp (F#) and a 2/4 time signature. The guitar tablature below shows fingerings and fret numbers for the strings.




Musical notation for measures 5-8. The system includes a treble clef staff and guitar tablature. Measure 5 is marked with a '5' above the staff.



Musical notation for measures 9-12. The system includes a treble clef staff and guitar tablature.



Musical notation for measures 13-16. The system includes a treble clef staff and guitar tablature.



17

Musical notation for measures 17-20. The top staff is a treble clef with a key signature of one sharp (F#). The bottom staff is a guitar tablature with strings labeled T, A, B. The music consists of eighth-note patterns with various fret numbers and fingerings.

21

Musical notation for measures 21-24. The top staff is a treble clef with a key signature of one sharp (F#). The bottom staff is a guitar tablature with strings labeled T, A, B. The music consists of eighth-note patterns with various fret numbers and fingerings.

The 7 Steps to Learn Any Piece

1. Make small sections
2. Know all the notes and musical markings
3. Clap and count the rhythm aloud
4. Play the right hand alone, counting aloud
5. Play the left hand alone, counting aloud
6. Play hands together, pausing when needed (no mistakes, counting aloud)
7. Play hands together in rhythm, with a slow metronome, counting aloud

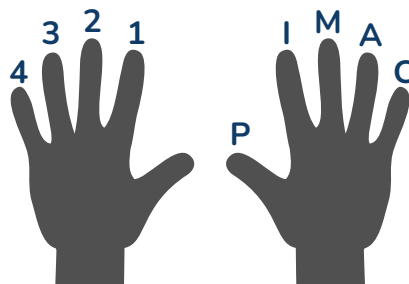
Musical Expression Starting Points

1. Know which notes are melody (probably stems up), and play the others quieter
2. Connect melody notes smoothly (no gaps)
3. When a musical line or melody goes up in pitch, get quieter towards the top (opposite at climaxes)
4. Don't let the high notes stand out (any note higher than those before and after)
5. When a melody or musical line goes down in pitch, get louder to create forward momentum
6. Repeated notes get louder (start quiet if you need to)
7. Before slowing down or speeding up (rubato), master it at a steady pace

Tips for Good Practice

1. For tricky spots, describe the problem in detail: Where, what, how? Ask, "What's going on here?"
2. Memorize every piece (even if you don't, you'll learn it faster if you try)
3. Have a clear purpose and goal for each repetition (rote repetition is lazy practice)
4. Record yourself often. Listen or watch to decide what to practice next

Fingering Notations



Hello!



Hi, I'm Allen Mathews.

As a teacher who's helped thousands of classical guitarists, I'm delighted to share this sheet music with you.

Many players struggle with playing fluently and error-free. The methods here have helped many move from stale, plodding practice to more vibrant and engaged music-making.

As a beloved mentor liked to say, "*How you practice is how you play!*"

Strong fundamentals define your playing at every level. For guitarists seeking a different approach to the craft of classical guitar, my program offers a uniquely structured way to fill any gaps, polish your playing, and ensure steady progress.

[Click here to transform your playing.](#)

Wishing you all the best in your music,
Allen Mathews

A handwritten signature in blue ink that reads "Allen Mathews".



If you liked this, [click here](#) to check out our book of other fun pieces!